



The following excerpt are pages from the [North American Product Technical Guide Volume 3: Modular Support Systems Technical Guide, Edition 1](#) .

Please refer to the publication in its entirety for complete details on this product including load values, approvals/listings, general suitability, finishes, quality, etc.

To consult directly with a team member regarding our modular support system products, contact Hilti's team of technical support specialists between the hours of 7:00am – 6:00pm CST.

US: 877-749-6337 or HNATechnicalServices@hilti.com

CA: 1-800-363-4458, ext. 6 or CATechnicalServices@hilti.com

3.0 MODULAR SUPPORT SYSTEM

3.2.11 MT MEDIA FIXATION

MP-US OC

Description

Pipe strap designed for use with MT channels, girders, bracket arms, and the MT-U-GL 1 connector.

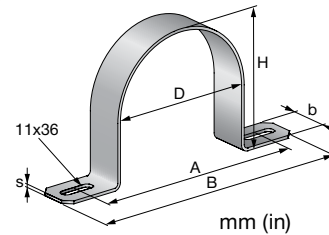
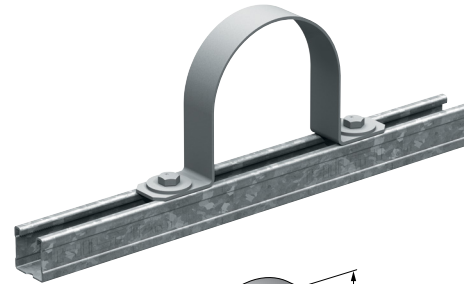
Material Specifications

Standard	Grade
EN 10346:2016	DX51D-ZM300

Corrosion Protection

Hot-Dipped Galvanized (HDG)

Pipe Strap MP-US 3/8" to 12" OC



Ordering Information

Description	Weight Per Piece lbs (kg)	Quantity Piece(s)	Item No.	Diameter "D" (in)	Height "H" (in)	Width "B" (in)	Distance Btwn Holes "A" (in)	Cross- Section Width "b" (in)	Cross- Section Thickness "s" (in)
Pipe Strap MP-US 18 3/8" OC	0.157 (0.071)	40	2288314	0.8	0.6	5.06	3.17	1.17	0.1
Pipe Strap MP-US 22 1/2" OC	0.170 (0.077)	40	2288315	0.9	0.8	5.22	3.33	1.17	0.1
Pipe Strap MP-US 28 3/4" OC	0.187 (0.085)	40	2288316	1.2	1	5.44	3.56	1.17	0.1
Pipe Strap MP-US 34 1" OC	0.212 (0.096)	20	2288317	1.4	1.3	5.71	3.82	1.17	0.1
Pipe Strap MP-US 43 1-1/4" OC	0.240 (0.109)	20	2288318	1.8	1.6	6.06	4.17	1.17	0.1
Pipe Strap MP-US 49 1-1/2" OC	0.258 (0.117)	20	2288319	2	1.8	6.3	4.41	1.17	0.1
Pipe Strap MP-US 61 2" OC	0.298 (0.135)	20	2288370	2.5	2.3	6.78	4.89	1.17	0.1
Pipe Strap MP-US 77 2-1/2" OC	0.353 (0.160)	10	2288371	3.1	2.9	7.4	5.51	1.17	0.1
Pipe Strap MP-US 90 3" OC	0.395 (0.179)	10	2288372	3.6	3.4	7.9	6.01	1.17	0.1
Pipe Strap MP-US 102 3-1/2" OC	0.741 (0.336)	10	2288373	4.1	3.9	9.07	6.91	1.56	0.12
Pipe Strap MP-US 115 4" OC	0.809 (0.367)	10	2288374	4.6	4.4	9.6	7.44	1.56	0.12
Pipe Strap MP-US 139 5" OC	0.948 (0.430)	10	2288950	5.6	5.4	10.61	8.44	1.56	0.12
Pipe Strap MP-US 169 6" OC	1.118 (0.507)	2	2288376	6.8	6.5	12.12	9.96	1.56	0.12
Pipe Strap MP-US 275 10" OC	1.411 (0.640)	2	2288377	8.8	8.5	14.55	12.38	1.56	0.12
Pipe Strap MP-US 221 8" OC	2.178 (0.988)	2	2288378	10.9	10.6	17.46	14.94	1.95	0.12
Pipe Strap MP-US 326 12" OC	2.511 (1.139)	2	2288379	12.9	12.6	19.46	16.94	1.95	0.12

3.0 MODULAR SUPPORT SYSTEM

3.2.11 MT MEDIA FIXATION

MP-US OC

Figure 114 - Attachment to MT Profile



*Use MT-TFB for attachment to MT girder.

Load Condition

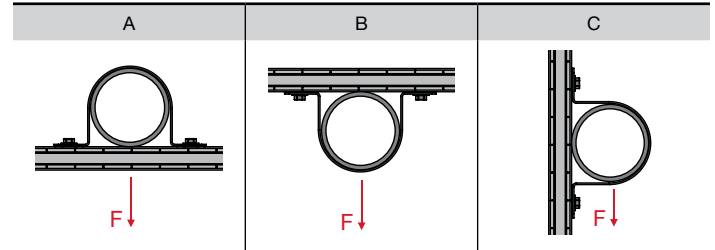


Table 274 - Allowable Strength Design (ASD) Load Data^{1,2}

Static Loads (non-sprinkler loads)	Load Condition A Max Allowable Load (lb)	Load Condition B Max Allowable Load (lb)	Load Condition C Max Allowable Load (lb)
MP-US 18-90 OC"	See load resistance of sub-structure	300	75
MP-US 102-222 OC		800	240
MP-US 275 OC			
MP-US 326 OC			

1. Minimum safety factor, Ω , for tabulated values is 3.50.

2. See Figure 114.

Sprinkler Approved	VdS	FM APPROVED	UL LISTED
Load Condition A	MP-US 18 - 326 OC	MP-US 28-61 OC	MP-US 22 - 326 OC
Load Condition B			
Load Condition C		No	