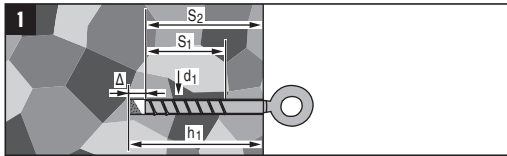
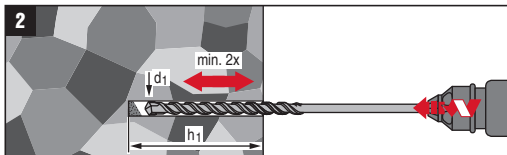


HILTI

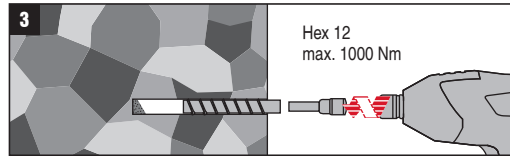
HMS H20 IM16



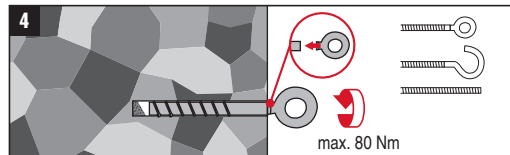
1.1	HMS-H IM 16 (mm)	S ₁ (mm)	S ₂ (mm)	d ₁ (mm)	h ₁ (mm)
	20 x 155/100	100	155	22	155 + Δ
Δ (Delta)		↑ ≥ 20 mm	→ 20 mm		↓ ≥ 40 mm



2.1	HMS-H M20 (mm)	TE-Y 22
	20 x 155/100	

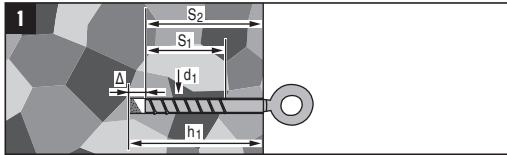


3.1	SI 100
	SIW 22 T-A

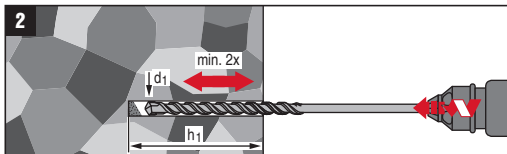


HILTI

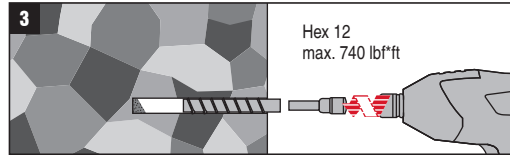
HMS H2O IM16



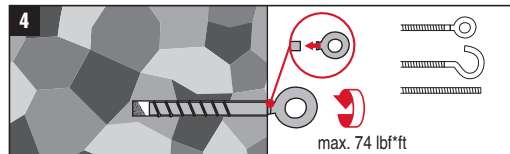
1.1	HMS-H IM 16 (in)	S ₁ (in)	S ₂ (in)	d ₁ (in)	h ₁ (in)
	20 x 155/100	4	6.1	27/32	6.1 + Δ
Δ (Delta)		↑ ≥ 0.8 in	→ ≥ 0.8 in		↓ ≥ 1.6 in



2.1	HMS-H M20 (in)	TE-Y 27/32
	20 x 155/100	



3.1	SI 100
	SIW 18 T-A



442074-07.2011